



## **XTREME MACROS & VBA ONLINE COURSE:**

Lifetime Online Access + Downloadable Videos



# Leverage The Most Powerful “Automation Tool” In Microsoft Excel To:

- Automate your daily routine tasks & reports with the press of a button, saving you hours each day and days each month!
- Develop interactive Excel interfaces called User Forms, reducing the risk of user error in your data!
- Create professional & interactive Excel Dashboards for your management team, without having to use complicated formulas!
- Maximize YOUR potential with Excel and become the Go-To Person in your organization for Data Automation, Reporting Efficiency and Visual Presentations!

If you want to leverage the power of Microsoft Excel to take your career in a new direction, automate your reports with the press of a button and create professional looking User Forms and Excel Dashboards with ease...

... or if you want the ability to impress your boss, co-workers and senior management who don't know Excel's true power... then read on!

While other people are stuck copy and pasting data, transforming data & reports manually, over and over again – which takes valuable time off their busy day & wasting company hours... you'll race ahead of them!

You'll be showing off your latest Excel skills by leveraging the most powerful Microsoft Excel tool: **Macros & VBA (Visual Basic for Applications)**

No matter if you are a Beginner, intermediate or an Advanced user of general Excel, you are sure to benefit from this course which goes through the most important & must-know features that are available in Macros & VBA. The course is designed for Excel 2007, 2010, 2013 or 2016. There are 4 different modules with real life projects so you can work on your weaknesses and enhance your strengths.

In no time you will be able to automate your reports, create interactive User Forms and learn how to build stunning Dashboards that will get noticed by top management & prospective employers.

This comprehensive online course is taught by a **Microsoft Certified Trainer and world expert on Macros & VBA** and he will show you everything you need to know to leverage every ounce of this powerful automation tool. It's called:

## The Xtreme Macros & VBA Course



## John Michaloudis

Chief Inspirational Officer

John Michaloudis has taught over 25,000 students via his in depth **online courses**, has an **Excel blog** with free Excel tutorials which reaches over 45,000 subscribers and interviews leading Excel experts around the world to share their insights on his **Excel Podcast show** which gets 5,000 downloads per month! His goal is to pass on his Excel knowledge to over 1 million people by 2020!

Feel free to get in contact with me directly via email if you have any questions about this course, I am happy to hear from you any time:

[john@myexcelonline.com](mailto:john@myexcelonline.com)



# The Xtreme Macros & VBA Course



Here's what you'll get once you're inside the student area...

*Here is a quick overview summary of all the awesome features that you will receive for signing up to The Xtreme Macros & VBA Online Course:*

- **Lifetime Online Access + Course Updates** so you can view at any time and are up to date with new Macro & VBA features
  - **4 in-depth modules** with over 150 videos and 10+ hours of content
  - **Downloadable Excel Workbooks** so you can follow along & practice or skip directly to the answers
  - **Downloadable MP4 Videos** to keep on your desktop and view the course offline or when travelling
- Certificate of Completion** to enrich your CV/Resume as well as add to your LinkedIn profile
- **30 Day Money Back Guarantee** so you can view the course without any risk
  - **5 x Limited Time Bonuses (\$969 in value)** which include, Downloadable Webinar Replay Video, Dedicated Email Support, Office VBA Macros E-book, 2 x Excel Time Saving Add-Ins and Course Discounts!

# Course Curriculum

## MODULE 1 – Introduction to VBA

### **VBA Overview**

9 Videos / 44 Minutes

SHOW CONTENT ▼

### **Worksheet Object**

7 Videos / 30 Minutes

SHOW CONTENT ▼

### **Range Object**

5 Videos / 19 Minutes

SHOW CONTENT ▼

### **Relative References**

5 Videos / 30 Minutes

SHOW CONTENT ▼

### **Modules & Procedures**

8 Videos / 35 Minutes

SHOW CONTENT ▼

### **Variables & Data Types**

7 Videos / 40 Minutes

SHOW CONTENT ▼

### **Conditional Statements & Loops**

5 Videos / 31 Minutes

SHOW CONTENT ▼

### **Message & Input Box**

5 Videos / 25 Minutes

SHOW CONTENT ▼

## > MODULE 2 – Master Key Macro & VBA Concepts with 7 Projects

### **PROJECT #1: The Excel Macro Recorder**

SHOW CONTENT ▼

6 Videos / 67 Minutes

### **PROJECT #2: Sorting your Data with an Input Box & Message Box**

SHOW CONTENT ▼

7 Videos / 30 Minutes

### **PROJECT #3: Preparing & Cleaning up Data with VBA**

SHOW CONTENT ▼

6 Videos / 25 Minutes

### **PROJECT #4: Use VBA to automate Excel Formulas**

SHOW CONTENT ▼

5 Videos / 26 Minutes

### **PROJECT #5: Bringing it all together and create a Yearly Report**

SHOW CONTENT ▼

4 Videos / 23 Minutes

### **PROJECT #6: Introduction to VBA User Forms**

SHOW CONTENT ▼

9 Videos / 46 Minutes

### **PROJECT #7: Importing Data from Text Files**

SHOW CONTENT ▼

9 Videos / 46 Minutes

## > MODULE 3 – Master VBA User Forms

### **PROJECT #1: Build a user interface with VBA User Form**

9 Videos / 41 Minutes

SHOW CONTENT ▼

### **PROJECT #2: Connecting the User Form to a Worksheet for Data Entry**

8 Videos / 59 Minutes

SHOW CONTENT ▼

### **PROJECT #3: Create a Print Report User Form**

6 Videos / 36 Minutes

SHOW CONTENT ▼

### **PROJECT #4: Build a Statistical User Form**

6 Videos / 50 Minutes

SHOW CONTENT ▼

## ➤ MODULE 4 – Create a VBA Dashboard!

### INTRODUCTION

4 Videos / 12 Minutes

SHOW CONTENT ▼

### CLEAN YOUR DATA WITH EXCEL FORMULAS

5 Videos / 27 Minutes

SHOW CONTENT ▼

### LOOK UP DATA

6 Videos / 41 Minutes

SHOW CONTENT ▼

### FILTERING DATA

6 Videos / 42 Minutes

SHOW CONTENT ▼

### SUBTOTALS

6 Videos / 42 Minutes

SHOW CONTENT ▼

### INTERACTIVE BUTTONS

9 Videos / 52 Minutes

SHOW CONTENT ▼

### FINAL TOUCHES

4 Videos / 20 Minutes

SHOW CONTENT ▼

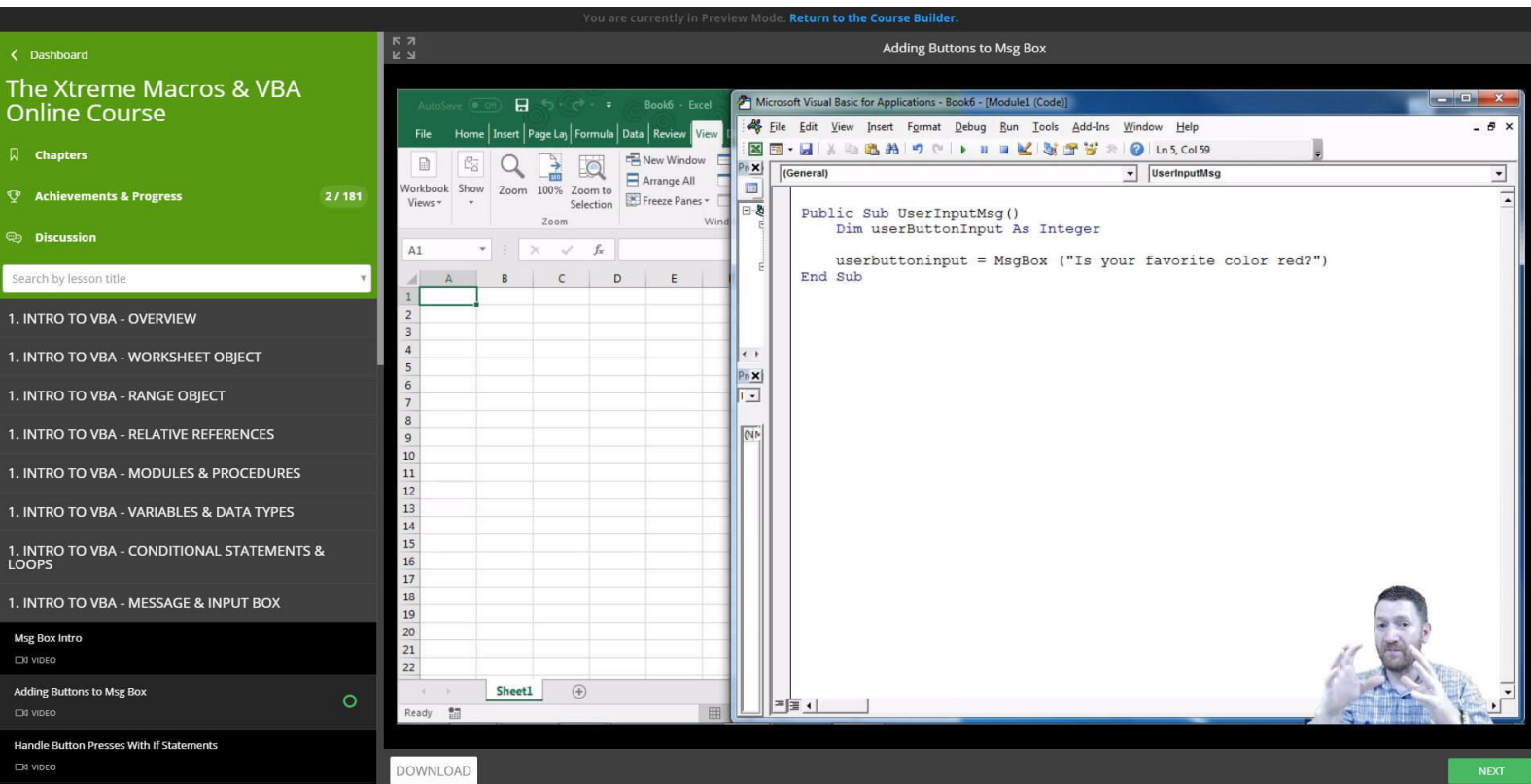
## LIMITED TIME COURSE BONUSES

### 5 X COURSE BONUSES!

4 Videos / 20 Minutes

SHOW CONTENT ▼

# The Xtreme Macros & VBA online course is Delivered to you Inside a Cutting Edge, Easy to Navigate Learning Management System



Dashboard

The Xtreme Macros & VBA Online Course

Chapters

Achievements & Progress 2 / 181

Discussion

Search by lesson title

1. INTRO TO VBA - OVERVIEW

1. INTRO TO VBA - WORKSHEET OBJECT

1. INTRO TO VBA - RANGE OBJECT

1. INTRO TO VBA - RELATIVE REFERENCES

1. INTRO TO VBA - MODULES & PROCEDURES

1. INTRO TO VBA - VARIABLES & DATA TYPES

1. INTRO TO VBA - CONDITIONAL STATEMENTS & LOOPS

1. INTRO TO VBA - MESSAGE & INPUT BOX

Msg Box Intro

Adding Buttons to Msg Box

Handle Button Presses With If Statements

DOWNLOAD

NEXT

You are currently in Preview Mode. [Return to the Course Builder.](#)

Adding Buttons to Msg Box

Microsoft Visual Basic for Applications - Book6 - [Module1 (Code)]

```
Public Sub UserInputMsg()  
    Dim userButtonInput As Integer  
    userbuttoninput = MsgBox ("Is your favorite color red?")  
End Sub
```

Once you enroll in the course you immediately get access to our leading edge course management software. This way of delivering the training helps to make your learning more organized and keeps you focused.

Each video tutorial is **around 3 minutes each, making it easier to focus on each concept that is taught.** You can pause, rewind, speed up and rewatch the tutorials as many times as you like.

You'll be equipped with your own personal student dashboard, an achievements and progress tracker, viewed/remaining tutorials and course author discussions if you need any help.

You won't have to purchase anything additional to participate in the course, everything you need is provided!



## Downloadable & Interactive Excel Workbooks to Follow Along and Hone Your Skills

These workbooks are the same ones I work with in the video training.

You'll be able to follow me, step by step, and see first-hand how I use the various Macro & VBA tips, tricks, and strategies to automate my reports.

Of course you'll also be able to download and keep all the Excel workbooks that are shown on each training video to your desktop or hard drive! You can take the workbooks with you anywhere, office, home or even while traveling.

You can follow along LIVE and practice the new tricks and tactics you'll discover, which will build your confidence when using Excel.

You'll also be able to keep and use them as a reference tool that you can go back to later and refresh your memory (hey, we never remember everything the first time we see it, right?).



## Downloadable Videos

Online access is great but how about when you are unable to connect to the internet or don't have WiFi access?

Problem solved!

**Download all the videos from this course** to your computer so you can watch offline, in transit or whilst you are travelling.

The downloadable videos are in HD quality mp4 format and you can keep them on your hard driver & re-watch the tutorials whenever you want!



## You'll Get Lifetime Online Access + Course Updates

When you enroll, you get LIFETIME online access, from anywhere in the world, home or office ... 24 hours a day, 7 days a week, 365 days a year, year after year...

New video tutorials will be updated annually so you are guaranteed to be up to date with any of Excel's new Macro & VBA features.

These are High Definition quality videos viewable from your PC, Laptop, Tablet or mobile phone.

These tutorials are available to watch at your own pace, so you can get maximum value out of them.



## Certificate Of Course Completion

Once you complete the Xtreme Macros & VBA course, you will receive a '**Certificate of Completion**' that you can print, frame, and use to enrich your resume/CV.

This Certificate is also available to put within your **LinkedIn profile & achievements** section for other professionals to see!



## 30 Day Risk-Free, Full-Confidence Money Back GUARANTEE!

I wouldn't dream of letting you enroll in this course without taking all of the risk out of your purchase decision.

I am so confident that you will get lots of value from this course that you can take it for the full 30 days, study it and apply it to your work to see the results.

If you're not 100% satisfied, I am more than happy to refund the full purchase amount, even if it's midnight on the 30th day!

So give the course a good go, watch all the videos, download the workbooks and ask me any questions during 30 days!

If you don't feel you'll be able to master the craft of using Excel Macros & VBA to accomplish your objectives, then contact us and we will refund you your money, no questions asked and no hard feelings as that is our motto with all of the training courses that we offer!

You literally have nothing to lose. Fair enough?



## Limited Time Free Bonuses!

### Course Bonus #1 | **\$490 Value** **12 Months of Dedicated Pro-Level Email Support**

While you're discovering the treasure trove of Macro & VBA secrets, you're bound to come up with specific questions that need an answer.



- ✓ **Receive dedicated personal email support DURING THE FIRST 12 MONTHS!**
- ✓ **Get fast expert-level help whenever you get stuck or need an issue resolved by Macro & VBA guru - Kyle Pew**
- ✓ **Interact with Kyle via the "Discussions" area inside the course online systemm**
- ✓ **Received continued support after the 12 months is ove**

## > Course Bonus #2 | **\$197 Value** 33% Lifetime Discount on Any MyExcelOnline.com Courses

When you complete your paid enrolment today, you'll join the thousands of other lucky students who enjoy a 33% lifetime discount on all future courses from MyExcelOnline.com.

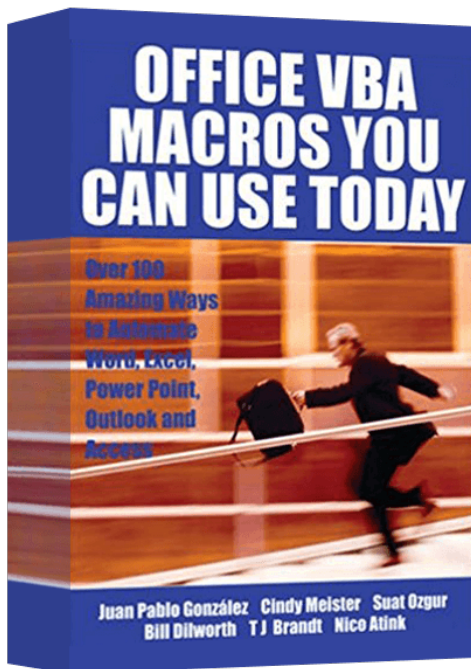


- ✓ Get 33% off any current MyExcelOnline courses
- ✓ New courses are added each year so your 33% discount is extended to any future courses when they are released.
- ✓ Benefit by learning new Excel features whilst saving money at the same time!

## > Course Bonus #3 | **\$20 Value**

### Downloadable Office VBA Macros You Can Use Today E-Book

Receive this awesome Excel e-book that will expand on your Macro & VBA skills!



- ✔ **Office VBA Macros You Can Use Today E-Book:** This interactive E-book contains 100+ VBA coding examples for Excel, Outlook, Word, PowerPoint, and Access. A must have for any Office user!

## > Course Bonus #4 | \$65 Value

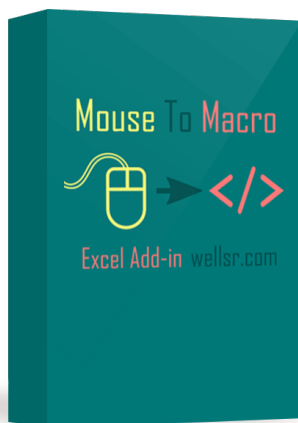
### 2 x Time Saving VBA Add-Ins by VBA expert Ryan Wells from wellsr.com

Receive the following add-ins that will help you with your worksheet automation & Macro organization:



#### ✔ **wellsrPRO:**

This Excel Add-in lets you automatically import macros from wellsr.com directly into your spreadsheet without ever leaving Excel. PLUS, you can organize your existing macros and even share them with the entire wellsrPRO community - right from your Excel Ribbon. How cool is that?



#### ✔ **Mouse to Macro:**

Mouse To Macro is an Excel Add-in that records your mouse clicks and cursor movements and converts the actions to a VBA macro for instant playback. You'll finally be able to quickly create repeatable cursor movements and mouse clicks for your VBA projects.

## > Course Bonus #5 | **\$197 Value**

### Macros & VBA Webinar Replay

Get access to the Macros & VBA webinar recording which shows you the must know features in order to start automating your data & reports with CONFIDENCE!



- ✓ Lifetime Online Access
- ✓ Downloadable Webinar Workbook in Start & Finished mode to practice
- ✓ Downloadable HD Video to watch offline



## How Much Does It Cost?

Right now I'm offering LIFETIME online access to The Macros & VBA Course for USD \$297.

Online training is high in demand in the current corporate environment as it allows you to receive training at a much lower price as compared to the traditional live in-person seminars.

These seminars would usually cost you more than \$2,000, not to mention the additional travel costs to and from, cold conference rooms and distractions from students who are on a different learning level than you.

Let me ask you. How much of the content would you retain from these live seminars?

The Macros & VBA Course

# USD \$297



- Lifetime Online Access
- Downloadable Videos
- Downloadable Excel Workbooks
- 12 Months Personal Support
- 30 Day Money Back Guarantee!
- Certificate of Completion
- Bonuses mentioned above

Live Training Seminars

# \$2000+



- Extra Travel Costs
- Uncomfortable Conference Rooms
- Divided attention
- Distractions from participants
- Rigid Schedule
- 1-2 Day Access

**Study reveals that you are 90% more likely to retain what you learn from online training v live seminars as you are more likely to:**

- Ask more questions as you don't feel like sounding stupid in front of a large crowd;
- Learn at your own pace depending on your Excel level and not someone else's level;
- Have less distractions as you can watch the tutorials from any device and any place, including the comfort of you home;
- Practice what you learn straight away using the downloadable workbook or applying what you learn to your real life work files;



This Is A Limited Offer So Get Access To This Course & Bonuses Now Before It's Over

**3 MONTHLY PAYMENTS OF \$99 EACH**

**\$99**

3 Payments

**Lifetime Online Access + Course Updates**

**4 Macros & VBA Modules**

**10+ Hours of Tutorials**

**150+ Downloadable Videos**

**150+ Downloadable Excel Workbooks**

**12 Months Personal Support**

**Certificate of Completion**

**BONUSES Mentioned Above**

**30 Day 100% Money Back Guarantee!**

**ENROLL NOW!**

**\$297 ONE TIME PAYMENT**

**\$297**

One Time

**Lifetime Online Access + Course Updates**

**4 Macros & VBA Modules**

**10+ Hours of Tutorials**

**150+ Downloadable Videos**

**150+ Downloadable Excel Workbooks**

**12 Months Personal Support**

**Certificate of Completion**

**BONUSES Mentioned Above**

**30 Day 100% Money Back Guarantee!**

**ENROLL NOW!**

**You are protected by our 30-day money back Guarantee!**





## Frequently Asked Questions.

### Who should take this course?

- New users, beginners, intermediates and advanced Excel users that are new to Macros & VBA.
- Anyone who wants to use Excel to automate their repetitive tasks with a simple press of a button(s).
- People who prepare reports that require constant updating with new data on a daily/weekly/monthly basis.
- Professionals working in the corporate world or government sectors who want to leverage Excel for increased productivity, accurate data management and more.
- People who want to change career and apply for a new job that requires knowledge of Macros & VBA.
- No prior programming knowledge necessary to participate in the course.

### What version of Excel do I need?

This course was recorded using Excel 2016 but all the concepts taught are compatible with:

- Excel for Windows: 2007, 2010, 2013
- Excel for Mac: 2011, 2016

## What am I going to get from this online course?

- Over 150 short downloadable video tutorials which amount to almost 10 hours of Excel-specific training and accessible online FOREVER! (Plus all of the items & bonuses described above)
- Automate your daily routine tasks & reports with the press of a button, saving you hours each day and days each month!
- Build stunning User Forms & Dashboards that will get you noticed by top management and prospective employers.
- Increase your Excel skills dramatically, which will make you stand out from your peers and allow you to grab fresh new opportunities. (Plus much more...!!!)

## What payment methods do you accept

- We accept all major credit cards like Visa, MasterCard, American Express, Discover etc as well as PayPal
- The course fees are shown in USD.
- Get in contact with us if you want to pay via bank transfer or check at [john@myexcelonline.com](mailto:john@myexcelonline.com)
- If you need a Tax Invoice for your records, then this can be emailed to you.
- We are happy to complete any paperwork your company or government may require

## Can I purchase the course for a large number of staff?

Absolutely!

Please contact us to discuss our specialized options for multi-user discounted pricing at: [courses@myexcelonline.com](mailto:courses@myexcelonline.com). We can also provide the course to integrate into your company's own Learning Management System.



Now, let's hear what some of my students have said about this course...



**Kathy**



This course is awesome - Kyle has developed the exact right pace and level of demonstration for my needs. I have no previous programming experience, so his explanations and walk-thru of the processes is perfect for me!



**Tom**



I know Excel pretty well from decades of use but never got into VBA. This is paced just right and is quite clear. Amazing what I have been missing for so long.



**Martina**



Exactly what I was looking for. This course teaches you how to automate repetitive actions to help you save time. The instructor is well-organized and explains the material very clearly.



**Chris**

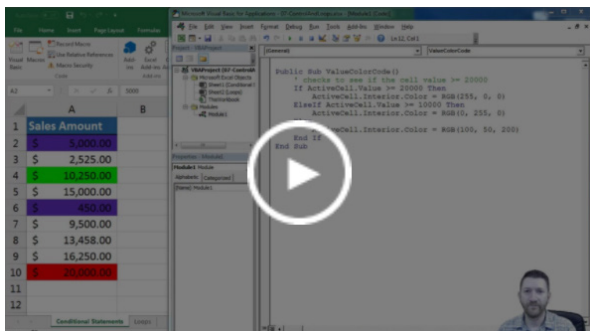


Kyle Pew is an amazing instructor. He makes the course easy to understand and provides real life examples to actually USE the information.

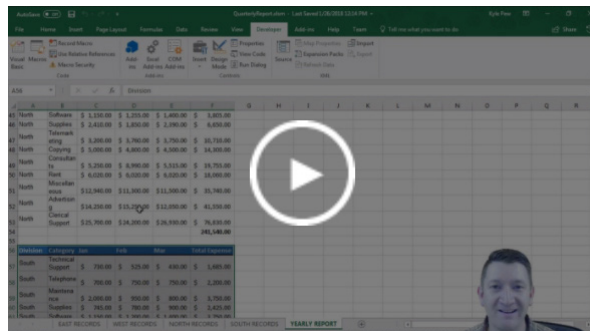


## FREE Excel Sample videos:

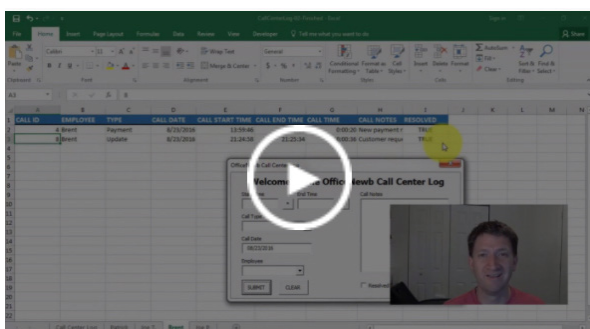
And to further help you with your enrollment decision, please sample these FREE training Videos and Workbooks taken directly from the Macros & VBA online course itself...



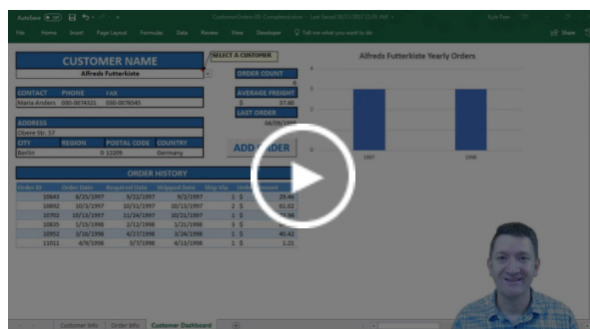
MODULE 1: UNDERSTANDING LOOPS



MODULE 2: CREATE A YEARLY REPORT



MODULE 3: TRANSFER USER FORM DATA TO A WORKSHEET



MODULE 4: EXCEL VBA DASHBOARD MAGIC



Look, if you are really serious about...

...Getting better at Excel and automating repetitive & time consuming tasks with the press of a couple of mouse clicks...

...Saving hours each day, days each week and weeks each year...

...Create interactive User Forms & Dashboards that your colleagues can use with ease ...

...If you want to improve your professional development to achieve greater opportunities like promotions, a higher salary and knowledge that you can take to another job...

...All whilst impressing your boss and standing out from your colleagues and peers...

**THEN THIS COURSE IS FOR YOU!**

Now you have the opportunity to join your fellow professionals who have taken this course and enhanced their Excel Macro & VBA skills!

To enroll, click the BUY NOW button below (risk-free for 30 days or your money back)...

...Because every hour you delay only delays your personal and professional progress...



This Is A Limited Offer So Get Access To This Course & Bonuses Now Before It's Over

**3 MONTHLY PAYMENTS OF \$99 EACH**

**\$99**  
3 Payments

**Lifetime Online Access + Course Updates**  
**4 Macros & VBA Modules**  
**10+ Hours of Tutorials**  
**150+ Downloadable Videos**  
**150+ Downloadable Excel Workbooks**  
**12 Months Personal Support**  
**Certificate of Completion**  
**BONUSES Mentioned Above**  
**30 Day 100% Money Back Guarantee!**

**ENROLL NOW!**

**\$297 ONE TIME PAYMENT**

**\$297**  
One Time

**Lifetime Online Access + Course Updates**  
**4 Macros & VBA Modules**  
**10+ Hours of Tutorials**  
**150+ Downloadable Videos**  
**150+ Downloadable Excel Workbooks**  
**12 Months Personal Support**  
**Certificate of Completion**  
**BONUSES Mentioned Above**  
**30 Day 100% Money Back Guarantee!**

**ENROLL NOW!**

**You are protected by our 30-day money back Guarantee!**





## Kyle Pew (Microsoft Certified Trainer)

### Microsoft Certified Trainer

Kyle is a Microsoft Certified Trainer (MCT) and a certified Microsoft Office Master Instructor and has been teaching and consulting for the past 15+ years on various computer applications.

Kyle is a graduate of the San Francisco Art Institute in the Media Arts and Animation Program. He has worked as a Game Designer for Electronic Arts, designing on games such as Nerf N-Strike, Nerf N-Strike Elite, both for the Wii, and a Sims 3 Expansion Pack for the PC.

### **Teaching Philosophy:**

Kyle believes that student's best learn through the application of real-life business situations through exercises. Allowing students to guide the class with their specific situations allows for the quickest and easiest adaptation to new technology and skills.

### **In His Spare Time:**

Kyle enjoys spending time with his family (6 children). When he's not busy entertaining his kids, you will find him cheering on his favorite hockey team, the San Jose Sharks, this is their year

# Course Curriculum

## 1. INTRO TO VBA - OVERVIEW

43:59

Course Introduction



Exercise Files



Downloadable Workbook



What is VBA?



Object Structure



Developer Tab



Intro to VBA Window



Immediate Window Object Ref



Shorthand Object Ref



Object Props Methods



## 1.INTRO TO VBA - WORKSHEET OBJECT

30:27

Downloadable Workbook



Worksheet References



Worksheet Select Method



Worksheets Name Property



Worksheets Count Property



Worksheets Add Method



Worksheets Print Method



Worksheets Delete Method



## 1. INTRO TO VBA - RANGE OBJECT

18:37

Downloadable Workbook



Range Object Intro



Selecting a Range



Range Value Property



Copy Paste Methods



Reference Other Worksheet Cell



## 1. INTRO TO VBA - RELATIVE REFERENCES

30:01

Downloadable Workbook



Differences b/w Relative & Absolute References



Active Sheet Object



Active Cell Ref



Current Region Property



Active Cell Offset Command



## 1. INTRO TO VBA - MODULES & PROCEDURES

35:11

What is a Module?



Creating a Procedure



Adding VBA Code to your Procedure



Running a Procedure



Procedure Button



Calling Procedures



VBA Comments



Saving VBA Code



## 1. INTRO TO VBA - VARIABLES & DATA TYPES

40:24

Downloadable Workbook



What Are Variables



Declaring Variables



Using a Variable



Common Data Types



String Data Type



Integer & Long Data Type



Boolean Data Type



## 1. INTRO TO VBA - CONDITIONAL STATEMENTS & LOOPS

31:04

Downloadable Workbook



IF Statements



Elseif and Else Statements



Understanding Loops



Do While Loop



For Each Loop & Debug



## 1. INTRO TO VBA - MESSAGE & INPUT BOX

24:49

Downloadable Workbook



Msg Box Intro



Adding Buttons to Msg Box



Handle Button Presses With If Statements



Input Box



Congrats!



## 2. MASTER KEY VBA & MACRO CONCEPTS WITH 7 PROJECTS

11:06

Course Introduction



VBA Why And How



## 2. PROJECT 1 // THE EXCEL MACRO RECORDER

22:54

Downloadable Workbook



PROJECT #1: Intro



PROJECT #1: Recording Macros



PROJECT #1: Running a Macro



PROJECT #1: Run Macro Button



PROJECT #1: Edit VBA Code



PROJECT #1: Saving Macros



## 2. PROJECT 2 // SORTING YOUR DATA WITH AN INPUT BOX & MESSAGE BOX

35:49

Downloadable Workbook



PROJECT #2: Intro



PROJECT #2: Sort Procedures



PROJECT #2: Input Box Intro



PROJECT #2: Input Box MSG



PROJECT #2: Sort Logic



PROJECT #2: Catch User Error



## 2. PROJECT 3 // PREPARING & CLEANING UP DATA WITH VBA

25:30

Download Workbook



PROJECT #3: Intro



PROJECT #3: Preparing To Record



PROJECT #3: Add Headers Macro



PROJECT #3: Format Headers Macro



PROJECT #3: Do While Loop



PROJECT #3: Running the Loop



## 2. PROJECT 4 // USE VBA TO AUTOMATE EXCEL FORMULAS

26:43

Download Workbook

PROJECT #4: Intro

PROJECT #4: Find Last Cell

PROJECT #4: Last Cell Address Formula

PROJECT #4: Test the SUM Procedure with Step Into (F8)

PROJECT #4: Loop the Procedure



## 2. PROJECT 5 // BRINGING IT ALL TOGETHER AND CREATE A YEARLY REPORT

23:26

Downloadable Workbook

PROJECT #5: Intro

PROJECT #5: Final Report Loop

PROJECT #5: Copy Paste Data

PROJECT #5: Run Final Report



## 2. PROJECT 6 // INTRODUCTION TO VBA USER FORMS

45:50

Downloadable Workbook

PROJECT #6: Intro

PROJECT #6: Creating a User Form

PROJECT #6: Control Properties

PROJECT #6: Combo Box Initialize Event

PROJECT #6: Combo Box Change Event

PROJECT #6: Adding a Worksheet

PROJECT #6: Change Worksheet Name with Input Box

PROJECT #6: Final Report Button

PROJECT #6: Show Form when Workbook Opens



## 2. PROJECT 7 // IMPORTING DATA FROM TEXT FILES

49:12

Downloadable Workbooks

PROJECT #7: Intro

PROJECT #7: Opening a Text File for Import

PROJECT #7: Get Data from Text File

PROJECT #7: Importing Multiple Text Files with the  
GetOpenFilename Method

PROJECT #7: Creating a Loop to Read Each File

PROJECT #7: Adding a New Sheet for Imported Data

PROJECT #7: Clear the Clipboard

PROJECT #7: Working with the ScreenUpdating Property

PROJECT #7: Creating Reusable Code with a VBA Function



## 3. MASTER USER FORMS // PROJECT 1 // BUILD A USER INTERFACE WITH A VBA USER FORM

41:00

Downloadable Workbook

PROJECT #1: Intro

PROJECT #1: Create a VBA User Form

PROJECT #1: Adding Controls

PROJECT #1: Control Properties

PROJECT #1: Project Type Combo Box

PROJECT #1: Employee Combo Box

PROJECT #1: Date Default

PROJECT #1: Start Time Button

PROJECT #1: Show User Form with a Button



## 3. MASTER USER FORMS // PROJECT 2 // CONNECTING THE USER FORM TO A WORKSHEET FOR DATA ENTRY

59:21

Downloadable Workbook

PROJECT #2: Intro

PROJECT #2: Submit Button Employee Sheet



PROJECT #2: Transfer Data to a Worksheet  
PROJECT #2: Calculate Call Duration Formula  
PROJECT #2: Generate Unique Call ID Procedure  
PROJECT #2: Call Procedure From User Form  
PROJECT #2: Validate User Form Data with a Message Box  
PROJECT #2: Clear Data Button with a Loop



### 3. MASTER USER FORMS // PROJECT 3 // CREATE A PRINT REPORT USER FORM

36:14

Downloadable Workbook  
PROJECT #3: Intro  
PROJECT #3: Creating Print Report Form  
PROJECT #3: Opening a New Workbook Template  
PROJECT #3: Looping Controls Worksheets  
PROJECT #3: Copy & Paste Data to a New Workbook  
PROJECT #3: Clean Up Your VBA Code (Screen Updating)



### 3. MASTER USER FORMS // PROJECT 4 // BUILD A STATISTICAL USER FORM

50:21

Downloadable Workbook  
PROJECT #4: Intro  
PROJECT #4: Create Temp Sheet - 01  
PROJECT #4: Create Temp Sheet - 02  
PROJECT #4: Create Call Stats  
PROJECT #4: Call Stats Initialize  
PROJECT #4: Create Send Email)



### 4. CREATE A VBA DASHBOARD // INTRODUCTION

12:20

Downloadable Workbooks  
Course Introduction  
Dealing With Raw Data  
Excel Dashboard Magic  
Get Started



## 4. CREATE A VBA DASHBOARD // CLEAN YOUR DATA WITH EXCEL FORMULAS

27:11

- Using Excels PROPER() Function on Text
- Create Consistency with Excels UPPER() Function
- Paste Special Values
- Replace Meaningless Data with Excels CHOOSE() Function
- Extract Date Values Using Excels TEXT() Function



## 4. CREATE A VBA DASHBOARD // LOOK UP DATA

41:19

- DOWNLOADABLE WORKBOOK
- Dashboard Overview
- Preparing the Data Using Format As An Excel Table
- Creating a Drop Down Menu with Data Validation
- Looking Up Data with Excels VLOOKUP() Function
- Cleaning Up Data with Excels IF() Function
- INDEX() and MATCH() an Alternative to VLOOKUP()



## 4. CREATE A VBA DASHBOARD // FILTERING DATA

41:40

- Adding the Order History Table
- Formatting Orders as a Table
- Using Excels Advanced Filter Feature
- Record a Macro for Advanced Filter
- Filter Order Records On Change of Customer with VBA
- Modify the VBA Filter Code



## 4. CREATE A VBA DASHBOARD // SUBTOTALS

13:42

- Why Use Excels SUBTOTAL() Function
- Implementing the SUBTOTAL() Function



## 4. CREATE A VBA DASHBOARD // PIVOT TABLES & PIVOT CHARTS

51:34

### DOWNLOADABLE WORKBOOKS

Why Use Pivot Tables

Summarizing Order Info with Pivot Tables

Prepare Pivot Table for Customer Filter

Creating a VBA Procedure for your Pivot Table

Declaring VBA Variables for your Pivot Table

Assigning VBA Variables to your Pivot Table

Connecting the Filter to the Pivot Table with VBA

Update Pivot Chart Based on Customer Selected with VBA

Fix Customers with No Orders Error with VBA



## 4. CREATE A VBA DASHBOARD // INTERACTIVE BUTTONS

06:17

Creating Interactive Charts with Slicers

Modifying the Chart Slicer



## 4. CREATE A VBA DASHBOARD // FINAL TOUCHES

20:27

Hiding Extra Worksheets and Columns

Cleaning Up the Excel Default Settings

Hiding the Chart & Slicer with VBA

Protecting Your Dashboard



## COURSE BONUS #1: 12 Months of Dedicated Pro-Level Email Support

12 Months of Dedicated Pro-Level Email Support



## COURSE BONUS #2: 33% Lifetime Discount on Any MyExcelOnline.com Courses

33% Discount Coupon



## COURSE BONUS #3: Office VBA Macros You Can Use Today Downloadable E-Book

E-Book Download Guide

Office VBA Macros You Can Use Today - E-Book



## COURSE BONUS #4: 2 x Time Saving VBA Add-Ins

Links to Download the VBA Add-Ins



## COURSE BONUS #5: Macros & VBA Webinar Replay

Downloadable Workbooks

Macros & VBA Webinar Replay





This Is A Limited Offer So Get Access To This Course & Bonuses Now Before It's Over

**3 MONTHLY PAYMENTS OF \$99 EACH**

**\$99**  
3 Payments

**Lifetime Online Access + Course Updates**

**4 Macros & VBA Modules**

**10+ Hours of Tutorials**

**150+ Downloadable Videos**

**150+ Downloadable Excel Workbooks**

**12 Months Personal Support**

**Certificate of Completion**

**BONUSES Mentioned Above**

**30 Day 100% Money Back Guarantee!**

**ENROLL NOW!**

**\$297 ONE TIME PAYMENT**

**\$297**  
One Time

**Lifetime Online Access + Course Updates**

**4 Macros & VBA Modules**

**10+ Hours of Tutorials**

**150+ Downloadable Videos**

**150+ Downloadable Excel Workbooks**

**12 Months Personal Support**

**Certificate of Completion**

**BONUSES Mentioned Above**

**30 Day 100% Money Back Guarantee!**

**ENROLL NOW!**

**You are protected by our 30-day money back Guarantee!**





my**excel**  **online.com**  
Stand out from the crowd

